


# How to make... a Guitar

Suitable for ages 3 - 5 with adult help  
Suitable for ages 6 - 11 independent working

## You will need:

- Empty tissue box/cereal box or shoe box.
- Cardboard tube (kitchen roll or wrapping paper roll)
- Paint, paper or tissue paper for decoration
- Small piece of cardboard
- Elastic bands (or string)
- 3 lollypop sticks
- Black pen
- Glue



If you enjoyed André Refig's reading of *The Musicians of Bremen*, why not try making your own musical instrument so you can start a band like the animals in the story?

## Instructions

### Step 1:

Decorate your tissue box however you want, with paint, paper or tissue paper.

If you're using a cereal box, first make a hole by drawing a circle in the middle on one side and cutting it out, before decorating.


### Step 2:

Stretch your elastic bands over the longest side of the box, so that they are across your sound hole.

If you are using string, make a row of 6 holes in the bottom end of the box and move onto step 3.

### Step 3:


Cut two slits on opposite sides on one end of your cardboard tube.



# How to make... a guitar

## Step 4:


Cut out a rectangular piece of cardboard and slot it into the slits on the tube. This will be the head of the guitar.



## Step 5:


Decorate your tube, then draw your fret board (the lines and dots) onto your tube and draw 6 black dots down each side of the cardboard guitar head.

If you are using string, make holes in the 6 black dots on the guitar head. Thread a long length of string through each hole in the head and tie a knot, then thread the other ends through the holes at the bottom of the guitar (which you made earlier) and tie a knot.



## Step 6:

Glue or tape three lollypop sticks onto the back of the guitar head. These are your turning keys to tune your guitar.



## Step 7:

Tape the tube onto the tissue box.

## What next?

- You could also try making the three other instruments in *The Musicians of Bremen* story - a drum, a trumpet and a saxophone. What could you use to make these instruments? You can make instruments out of many different objects and recycled materials you can find around your house.
- Play around with different materials to invent your own instrument. What will it be called?