

## How to make... Magic Cauldron Sun Catchers

Suitable for ages 4 - 6 with adult help

### You will need:

- Crayons
- Pencil sharpener (with large hole)
- Greaseproof paper
- Sheet of card or paper
- Tape
- Glue
- Scissors
- Hairdryer
- Anything to decorate (stickers, felt tip pens, glitter, etc.)



If you enjoyed Andrea Sadler's reading of *The Magic Porridge Pot*, have a go at these sun catchers and brighten up your windows with a little bit of magic!

## Instructions

### Step 1:

Choose 3 - 6 different coloured crayons and sharpen them onto a piece of greaseproof paper.

### Tip:


Try to spread your shavings out on your sheet of greaseproof paper so that you don't have a big clump in the middle.



# How to make... Magic Cauldron Sun Catchers


## Step 2:

Lay another sheet of greaseproof paper on top and tape the edges down to the sheet beneath, sealing up all your crayon shavings.




## Step 3:

Using a hair dryer, heat up your shavings until they start to melt.




## Step 4:

Use the back of a spoon to blend the colours together and to make sure all the shavings have melted. Then leave to cool.




## Step 5:

Fold your sheet of paper or card in half and draw out a cauldron shape to fill one half. Alternatively, print out and use our template.



## Step 6:

Carefully cut out your cauldron shape, making sure you are cutting through both layers of your paper or card.



# How to make... Magic Cauldron Sun Catchers

## Step 7:

Draw around your cauldron shape on top of your greaseproof paper sandwich.



## Step 8:

Cut out a circle of your greaseproof paper between the two lines of your cauldron so you have a shape a little bigger than the middle hole.



## Step 9:

Tape this into place on one of your cauldron shapes.



## Step 10:

Glue your second cauldron shape over the top, so that your greaseproof paper is sandwiched between the two cauldrons.



## Step 10:

Now decorate your magical cauldron using whatever you have: stickers, felt tips pens, glitter, etc. You could use a pipe cleaner for a handle or make one out of a strip of paper.

Once you have made your cauldron stick it in the window and watch how the sun activates the magic and makes it glow.





# How to make... Magic Cauldron Sun Catchers

Template:

- - Fold - - - - Fold - - - - Fold - - -

