

How to make... a Paper Caterpillar

By Leila Chebbi

Suitable for ages 3+

(Adult help may be needed)



Did you enjoy our short film? Why not make your own puppet caterpillar. You could even use it to tell a story or make your own film.





How to make a caterpillar...

You will need:

- 2 x Sticks to operate puppet
 - 2 x A4 sheets of card
 - Some decoration (Tissue paper) and pipecleaners
 - Split pins, googly eyes or buttons
 - Sticky tape, a pencil, ruler and scissors
 - Glue stick, PVA and strong glue or superglue for the head (Adult supervision)
 - A polystyrene ball or something round for the head
- Please make sure any young children are supervised at all times whilst making and playing with your Caterpillar Puppet.

Please make sure any young children are supervised at all times whilst making and playing with your Caterpillar Puppet.



How to make a caterpillar...

Step 1

Using a ruler and scissors, cut out each piece of card into 4 even strips.



Step 2

Using sticky tape stick two of the strips together vertically to make a long thin strip. Do this for all the strips so you have 4 long pieces.




Step 3

Tape two ends together so that the strips of card sit at right angles to each other and overlapping each other, like this:



Step 4

Take the horizontal strip of card and fold it back over the vertical strip and press firmly down. Repeat this action, this time folding the vertical strip up, over the horizontal strip. Repeat these 2 actions, back and forth, until you have reached the end of the 2 strips. Remember to always fold your card back over the other strip.



How to make... a !

Step 5

Do exactly the same with the remaining strips and join them together using sticky tape



Step 6

Attach your sticks firmly to either end of your concertina. If you have an adult with you it can help to use strong glue.



Step 7

To decorate your head use tissue paper and pva glue. Insert or stick on eyes and poke in pipe cleaners for antennae



Step 8

To attach the head use sticky tape or if you have an adult with you some strong glue can really help to hold this in place



Step 9

You now have your very own caterpillar puppet. Why not make your very own caterpillar adventure?...