

The Paper Dolls

A Little Angel Theatre and Polka Theatre co-production, based
on the original book by Julia Donaldson and Rebecca Cobb

10th May - 20th July

Aimed at ages 3 - 8

Adapted & Directed by Peter Glanville

Associate Directed by Beth Wilson

Set & Puppets designed by Lyndie Wright

Music Composed by Julian Butler

Lighting Design by David Duffy

Stage Manager Alex Hobbs

Performed by Katie Haygarth and Jane Crawshaw



PETER GLANVILLE - Director

Prior to joining Farnham Maltings as CEO and Director in January 2023, Peter has been Artistic Director of Polka Theatre since 2013, following eight years as Artistic Director and CEO of the Little Angel Theatre. With Farnham Maltings Peter is Director of caravan, an initiative which supports a cohort of 20 contemporary performance makers to work internationally. During his tenure at Polka, as CEO, he helped oversee FUTURE POLKA. He also established several festivals including *Big Dreams*, *Techtopia* and *Brainwaves* which brought neuroscientists together with theatre practitioners. **Directing credits include:** ROH co-production *Hatch*, *Skitterbang Island*, *Ready, Steady, Go !*, Little Angel Theatre co-production *The Paper Dolls* (Polka Theatre); *Macbeth* with Helen McCrory, *The Tempest* (RSC Co-Production); Carol Ann Duffy's *The Tear Thief* (The Swan Theatre). He won an OFFIE for Best Production for Children for his adaptation of *Peter Pan* at Polka in 2015. For Little Angel Theatre, he established a professional development programme alongside the biennial SUSPENSE London Puppetry Festival for adults across 10 London venues.

BETH WILSON - Associate Director

Beth is a director and dramaturg who trained at LAMDA and is now a creative lead at Thalia Arts Theatre Company, developing playwrights and their projects. As a director credits include: *Emma* an adaptation by Laura May Price (OVO Theatre); *Big Enough to Hang a Life On* (Thalia Arts); *Almost Adult* (The Space). As an assistant: *The Comedy of Errors* (OVO Theatre); *Little Shop of Horrors* (LAMDA).

For Little Angel Theatre, they were Associate Director for *Medusa's First Kiss* in 2024. Current dramaturgical projects include *Eminent Charlestonians* by Laura May Price and *The Triumph of Pan* by Jordana Belaiche.

JULIAN BUTLER - Music & Lyrics

Julian has written music and lyrics for lots of shows for young people, including *The Paper Dolls*, *The Everywhere Bear* (Polka Theatre/Little Angel), *the Charlie and Lola live shows*, *Sarah and Duck*, *Twirlywoos* (CBBC/MEI Productions), *The Night Before Christmas* (Polka Theatre/Royal and Derngate), and *Grandad's Island* (Engine House/York Theatre Royal). He studied music at Liverpool University, and acting at LAMDA.

LYNDIE WRIGHT - Set Designer

In 1961 Lyndie and John Wright founded Little Angel Theatre. Lyndie was responsible for designing Little Angel Theatre shows as well as making puppets and performing in the productions of the first 40 years. She retired from Little Angel Theatre in 2002, but continues to design and make puppets for theatres including not just Little Angel Theatre, but also the RSC, National Theatre, Shakespeare's Globe, Opera North, Opera Circus, Tamasha, Puppet Players – Munich, Polka Theatre, TheatreRites and Kneehigh. She has also made puppets for *The Little Matchgirl* (Shakespeare's Globe) and *Tin Drum* (Kneehigh).

DAVID DUFFY - Lighting Designer

David has lit over 25 Little Angel productions, and has delivered talks on lighting design for puppetry at PLASA, RCCD, Showlight in Florence and the HipFest in Iceland. Recent credits include *Jonny Feathers the Rock and Roll Pigeon* (Riverside),

Little Manfred (Soldiers Arts Academy), *Paper Dolls* (Polka) and *Five Little Monkeys* (Hurlingham Club).

ALEX HOBBS - Stage Manager

Alex is a graduate from Guildhall School of Music and Drama. Stage Manager credits include: *Persephone*, *The Singing Mermaid* (Little Angel Theatre); *The Snow Queen* (Polka Theatre); *Lungs* (Bridge Theatre Brussels); *All the Little Lights* (Offie award winning production as part of Camden Fringe at Tristan Bates Theatre); *Pride in London* event (Pride in London); *Estella* tour (Theatre6); *Capital Orchestra with the Lydian Collective* (Cadogan Hall).

Outside of theatre Alex has also produced the art show *Mind-forg'd Manacles* which was a group art show inspired by the life and works of William Blake at Filet Space.

KATIE HAYGARTH - Performer

Katie trained at LAMDA and after graduating, quickly found a love of puppetry whilst working at

Chessington World of Adventures!

She has continued to grow this skill, training with Toby Oliè, Finn Caldwell and Jimmy Grimes. In the last few years Katie has turned her hand to directing and has most recently been puppet director for Tom Fletchers musical: *The Dinosaur That Pooped a Rockshow* and *The Natural History Museums: Dinosaurs Live*. She is thrilled to be returning to The Little Angel Theatre as it's the best place to work!

JANE CRAWSHAW - Performer

Jane Crawshaw trained at The Arts University, Bournemouth. Previous theatre credits include Olivier award-winning *Hey Duggee - The Live Theatre Show* (Kenny Wax Entertainment), *Doctor Dolittle - The Musical* (Music and Lyrics), *Sarah and Duck's Big Top Birthday* (MEI Theatrical and Polka Theatre), *Father Christmas* (Lyric Hammersmith), *Brassed Off* (Wolverhampton Grand Theatre), *The Paper Dolls* (Little Angel Theatre and Polka Theatre), *Nature Elly* (Barnpot Theatre and Little Angel Theatre), *Brave Folk* (Farnham Maltings) and *Stop! You're Killing Me!* (Soho Theatre, Hambledon Productions).

Were you inspired by the show?

Draw your favourite moment from the show and we will
include it on our website and social media!


Please send your completed drawings to
marketing@littleangeltheatre.com



THE
PAPER
DOLLS



PAPER DOLL CHAIN TUTORIAL

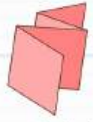


What you will need:

3 sheets of A4
paper
Pencil
Scissors
Markers/crayons/
colouring pencils

Step 1:

Fold your paper back and forth like an
accordion (like making a fan).



Make each fold the same width -
around the size of your hand.

Step 2:

On the top layer, draw half of a person
(with arms stretching all the way to the
paper's edges).



IMPORTANT: The hands and feet should
touch the folded edges - this is what
keeps them connected!



Step 3:

Carefully cut around your doll shape, but don't
cut the folded edges at the hands or feet!



Ask a grown-up to help with
this step!



Step 4:

Gently unfold your paper and...
TA-DA! A whole chain of paper friends holding hands!



If your feeling confident, maybe you could add to your paper doll collection - animals, dinosaurs - the ideas are endless!!



Step 5:

GIVE THEM NAMES AND PERSONALITIES
Are they brave? Shy? Silly?




Name suggestions!!:

Bella the Ballerina

Zigzag the Robot

Captain Marshmallow



Step 6:

DECORATE YOUR GANG

Use crayons, stickers, googly eyes, scraps of fabric - whatever you want!



Each doll can wear different clothes or all match like twins.



Send pictures of your creation to
Marketing@LittleAngelTheatre.com